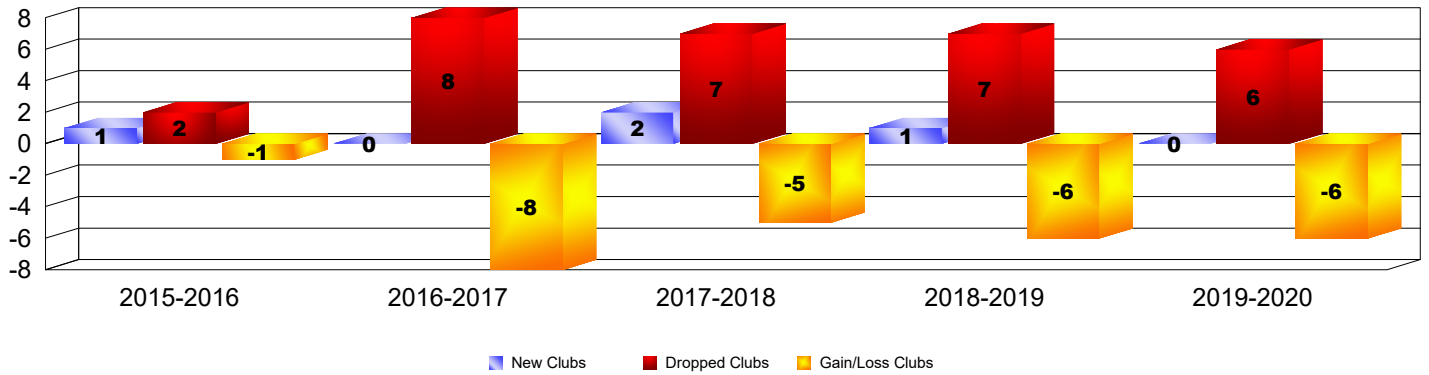


Multiple District 332

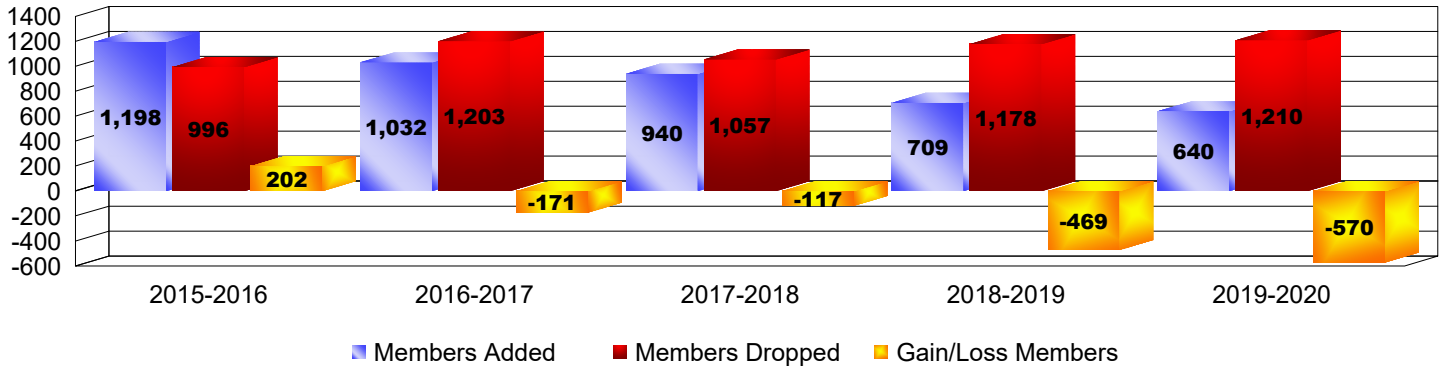
As of June 2020 Cumulative

Year	New Clubs	Dropped Clubs	Gain/Loss Clubs	New Members	Charter Members	Reinstate Members	Transfer Members	Total Member Added	Total Members Dropped	Gain/Loss Members
2015-2016	1	2	-1	1,155	21	11	11	1,198	996	202
2016-2017	0	8	-8	956	0	19	57	1,032	1,203	-171
2017-2018	2	7	-5	807	101	17	15	940	1,057	-117
2018-2019	1	7	-6	643	21	13	32	709	1,178	-469
2019-2020	0	6	-6	601	0	14	25	640	1,210	-570
Average	1	6	-5	832	29	15	28	904	1,129	-225


Clubs



Members



Membership Composition June 2020 Cumulative



Gender Comparison June 2020 Cumulative

